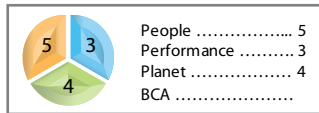
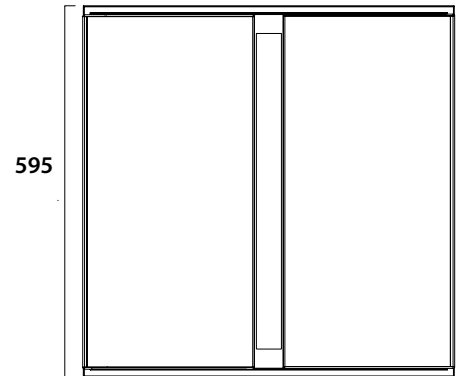
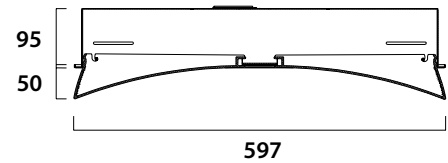
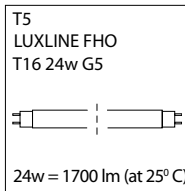
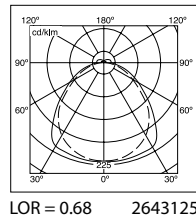
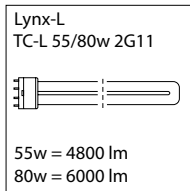
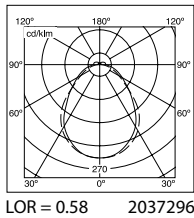


# Officelyte 600

## Recessed Modular

- Recessed lay-in
- Ceiling frame accessories for plasterboard installation
- Separate surface mounting box
- 1x55W TCL, 2x24W T16 + 1 x 80W TCL options
- Exceptionally low glare, under 1500 cd/m<sup>2</sup> at and above 65°
- Standard electronic and dimmable versions
- Unique patented design incorporating satin prismatic wings and a Conical De-glaring Prism (CDP) centre panel
- IP40 for reduced dust ingress
- Slot-in wing design allows for quick and simple installation, maintenance and cleaning



Order Codes	Dimensions	Weight	STD	DALI	1-10V
<b>Officelyte 600</b>					
2x24W T5	597 x 595 x 95	5.7kg	<b>2643125</b>	<b>2643125DALI</b>	<b>26431251-10</b>
1x55W TC-L	597 x 595 x 95	5.6kg	<b>2037296</b>	<b>2037296DALI</b>	<b>20372961-10</b>
<b>Officelyte 80</b>					
1x80W TC-L	597 x 595 x 95	5.6kg	<b>2041231</b>	<b>2041231DALI</b>	<b>20412311-10</b>
<b>Officelyte MC</b>					
1x55W TC-L Integral sensor DSI Dimmable	600x120	5.7kg	<b>2041980</b>		
2x24w T16 Integral Sensor DSI Dimmable	600x120	5.8kg	<b>2041981</b>		
1x80W TC-L Integral Sensor DSI Dimmable	600x120	5.7kg	<b>2041982</b>		
<b>Accessories</b>					
Surface Mounting Accessory Box*		2.8kg	<b>2041201</b>		
Universal Mounting Kit		0.05kg	<b>2041206</b>		
Central CDP Blue Gel Filter			<b>2041202</b>		
Central CDP Red Gel Filter			<b>2041203</b>		
Central CDP Green Gel Filter			<b>2041204</b>		
Draw Up Kit			<b>2039855</b>		
Plaster Frame	500x500		<b>22398PF</b>		

\*Not single point LG7 compliant when used with surface mounting accessory point.

80W version not suitable for surface mounting  
 - **Emergency options available upon request**