

# Glystro<sup>®</sup> Curtain Motor

for Automated Curtain Solutions



Expand your horizons with a touch of distinction



HOME  
MOTION BY

somfy<sup>®</sup>



## Somfy Glystro Curtain Motor

**Glystro, the automated curtain system, bring a completely new dimension to your home.**

Motorised curtains are not only part of the decoration they bring your home to life. With Glystro curtain solutions, you have the freedom to create the right ambience with just a simple touch of the remote control. Glystro curtain solutions are equipped with the latest innovation - a belt driven system, whose smooth and quiet operation ensures that your customers enjoy complete peace of mind.

### **Glystro - A Somfy product**

Somfy is the world leader in motors and automatic controls for window furnishings. Our systems enhance comfort and simplify everyday life by providing problem-free answers to our needs. Innovative technologies incorporated in the design and manufacture of Somfy motors and automatic controls ensure exceptional performance and reliability.

# Glystro: Characteristics

## Integrated and Slim Design

A slim and compact motor combined with a simple track connection harmonises well with various types of windows and curtains.

## End Curtain Hook

This hook is mounted on the upper part of the drive pulley to hold the end of the curtain fabric.

## Master carrier overlap arm

The overlap arm can be easily dismantled when it is not needed.

## Built-in sensor

No additional limit settings and wiring are necessary as the internal sensor will stop the motor automatically.

## Powerful and Quiet 24V DC motor

The newly developed Glystro DC motor is whisper quiet and powerful. It can drive a two-way drawn curtain up to 50kg. The motor unit is light weight with the Glystro 25 weighing only 710 grams. The system is ready to use by inserting an AC adaptor plug straight into a wall power socket.

## Runners

The large size roller runners provide excellent and smooth running capability and quietness. Addition and/or removal of these runners is simple by just removing a stopper located at both ends of the track.

## Quick setting with a Safety Lock

The motor unit is easily mounted by inserting the motor shaft into the drive pulley hole. A locking mechanism built into the set lever allows secure mounting/dismounting of the motor.



## Built-in Radio Receiver (optional)

The Glystro motor unit also comes with a built-in radio receiver (optional) that is compatible with Somfy's radio switches and hand-held transmitters and with Home Automation Systems. Curtains can be controlled individually or grouped.



# Stylish, Quiet, Smooth...

The Glystro automated curtain system is designed to provide your customers with utmost comfort and convenience. The benefits of a Glystro automated curtain include:

## Compact, Light weight & Easy to Install

Its compact and light weight design makes Glystro easy to install without any unsightly wires or cords. The slim motor weighing only 710 grams, combined with a simple track connection harmonises well with various types of windows and curtains.

## Smooth & Quiet

Smooth and quiet operation with the latest innovation – a belt driven system that ensures your customers enjoy complete peace of mind. The belt has an embedded steel core that eliminates tension and elongation during operation.

## Greater Convenience

Glystro gives your customers the freedom to choose whether to control the curtains by remote control, wired switches or Home Automation systems. The Glystro curtain system has a manual override function – a built-in electromagnetic clutch – that allows users to draw their curtains manually without damaging the system or their curtains.


## Flexibility & Mobility

Let your customers curtains move around the room with Glystro! The curtain tracks can be customised to fit windows of different shapes and sizes. *Contact Somfy for availability and specifications.*



## 5 Year Warranty

Somfy offers a 5-year limited warranty on all Somfy motors, controls and accessories.



### Interchangeable Motor Location

The interchange of the motor location from right to left (or vice versa) is possible because the drive pulley is mechanically compatible with the idle pulley.

### Glystro Track

Aluminium Glystro track is thick and robust. The internal part of the track is designed to run the drive belt smoothly for a maximum length of 12m. A single track up to 6m is available and additional tracks can be joined for longer extensions.

### New Belt-Driven System

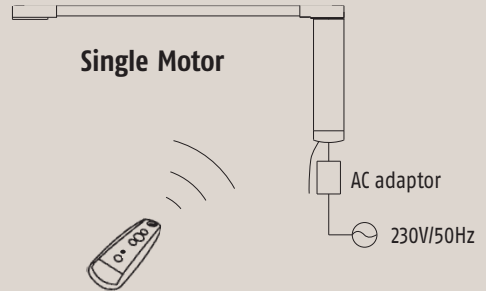
The new belt-driven system has a steel core embedded in the belt which eliminates tension at the initial setting and during use. Unlike other polyester cord-driven tracks, the glystro belt does not slacken or elongate during operation.

# Glystro: Control Modes



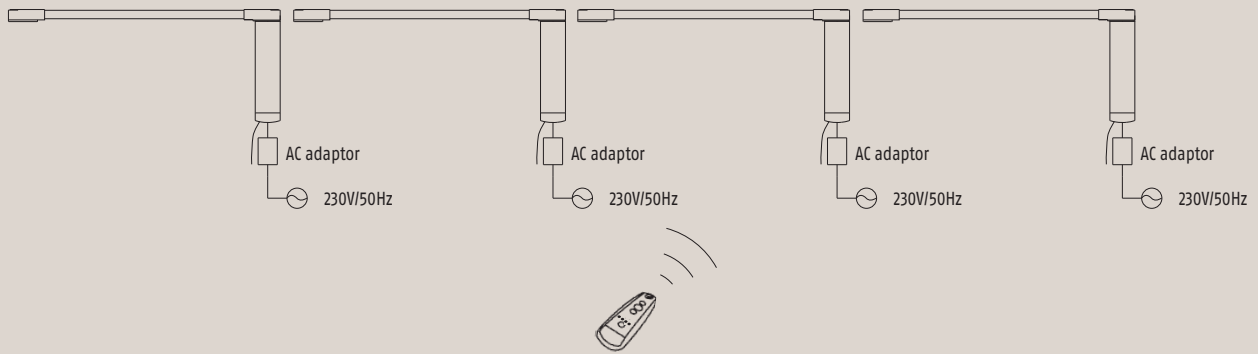
## Radio Technology Somfy - Glystro 25 & 50

### Single Motor



### Multiple Motors

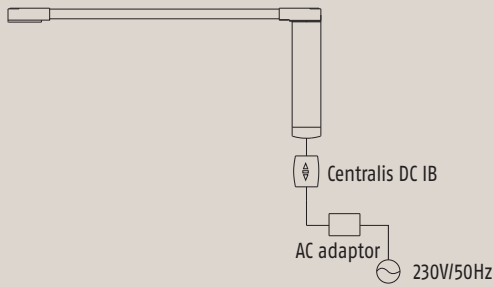
- Up to 4 motors are simultaneously or individually controlled with a radio remote controller.



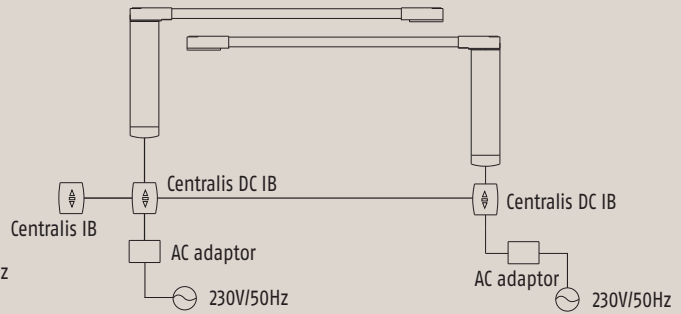
## Wired Switch - Glystro 25

NB: Glystro 25 connection method only.

### Single Motor

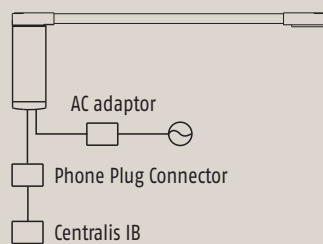


### Multiple Motors

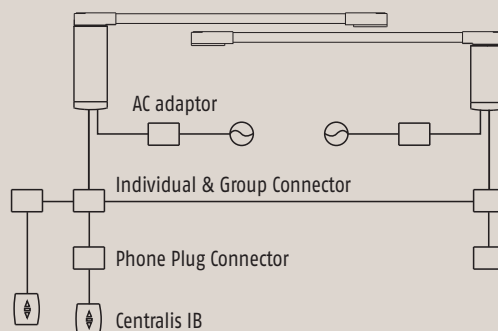


## Wired Switch - Glystro 50

### Single Motor



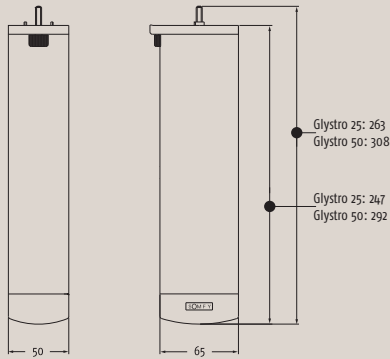
### Multiple Motors



# Glystro: Technical Specifications

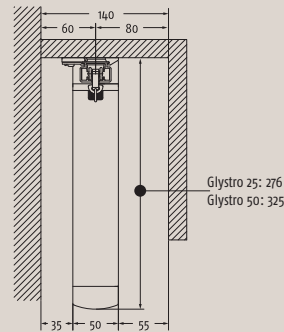
## Motor and Track Installation

### Motor Dimensions



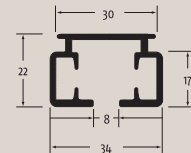
### Dimensions of Track installation

#### Single motor installation

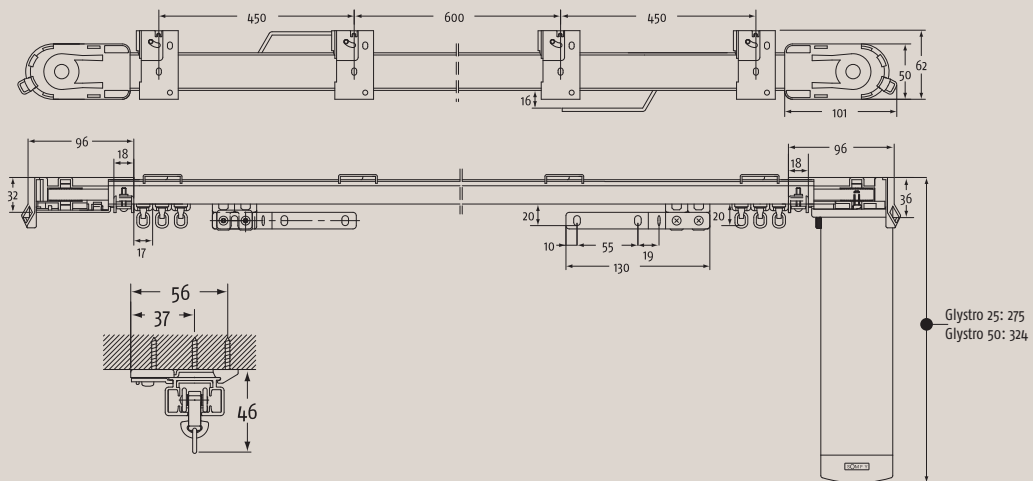


### Track Profile

#### Sectional view of the track

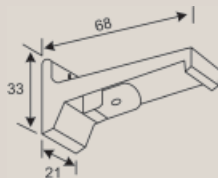


## Installation Dimensions



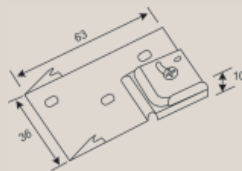
## Bracket Dimensions

### Wall Bracket



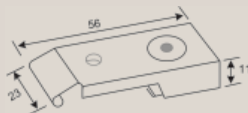
Reference Number: 1780645

### Ceiling Bracket



Reference Number: 1780646

### One-Touch Ceiling Bracket



Reference Number: 1780661

### Double One-Touch Ceiling Bracket




Reference Number: 1780662

## Technical Characteristics

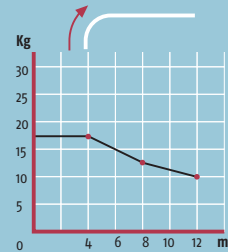
	GLYSTRO 25	GLYSTRO 50
Motor Weight:	710 grams	1110 grams
Voltage:	24VDC	24VDC
Current:	Max. 1.2A	Max. 2.7A
Power Consumption:	28W	64W
Open/Close Speed:	20cm/second	20cm/second - Soft Start & Soft Stop
Control Socket:	N/A	2 RJ11 Connectors

# GLYSTRO: Curved Track Installation Range for Glystro 25 & 50

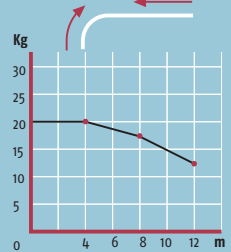
GLYSTRO®25		GLYSTRO®25 RTS	
Weight limit for one way	20 kg for 12 m*		
Weight limit for two way	25 kg for 12 m*		
Average linear speed	20 cm/s		
Control options	DC switches & other Somfy DC control options		
Manual operation	Yes	Yes	
Power supply	24 VDC +/- 10%	24 VDC +/- 5%	
Power plug	Female 2 mm jack		
Control socket	Not applicable		
End-of-travel setting	Automatic	Automatic	
Other settings	n/a	n/a	
Standards	CE	CE	

kg: end product weight m: length of the track

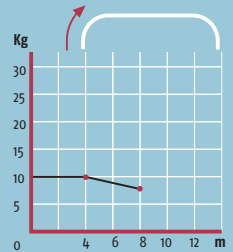
Arch track one way draw (radius of 50cm)



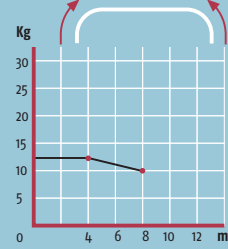
Arch track two way draw (radius of 50cm)



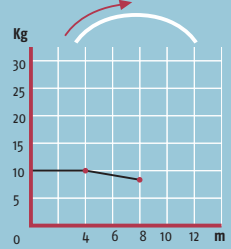
Arch track one way draw (radius of 50cm)



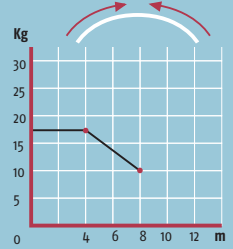
Arch track two way draw (radius of 50cm)




Arch track one way draw (radius of 500cm)

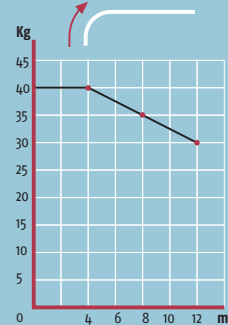


Arch track two way draw (radius of 500cm)

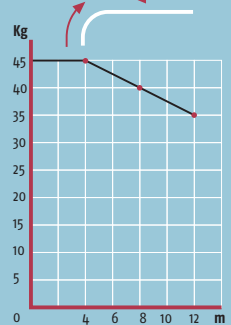


GLYSTRO®50 IR		GLYSTRO®50 RTS	
Weight limit for one way	40 kg for 12 m*		
Weight limit for two way	50 kg for 12 m*		
Average linear speed	20 cm/s with "soft stop & soft start"		
Control options	Dry Contacts		
Manual operation	Yes	Yes	
Power supply	24 VDC +/-10%	24 VDC +/-10%	
Power plug	Female 2 mm jack		
Control socket	2 RJ11 connectors		
End-of-travel setting	Automatic	Automatic	
Other settings	Change of direction	Change of direction	
Standards	CE	CE	

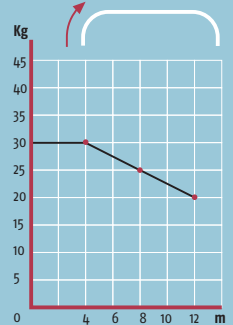
Arch track one way draw (radius of 30cm)



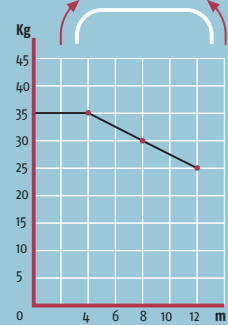
Arch track two way draw (radius of 30cm)



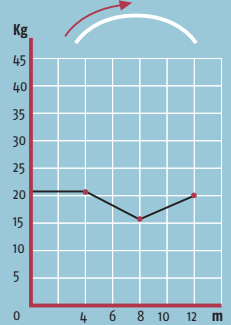
Arch track one way draw (radius of 30cm)



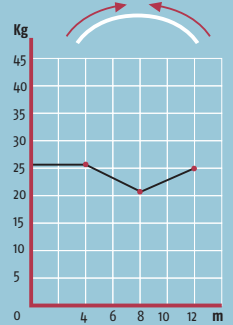
Arch track two way draw (radius of 30cm)



Arch track one way draw (radius of 300cm)



Arch track two way draw (radius of 300cm)



\*The maximum capacity can vary according to the length and the shape of the rail. Please consult Somfy.

somfy.com.au  
somfy.co.nz



SOMFY Pty. Limited

Australia

Toll free 1800 0 SOMFY

t: 02 8845 7200

f: 02 8845 7282

e: [somfy.au@somfy.com](mailto:somfy.au@somfy.com)

New Zealand

Toll free 0800 2 SOMFY

t: 09 419 4303

f: 09 419 4302

e: [somfy.nz@somfy.com](mailto:somfy.nz@somfy.com)

somfy®