

*"On-site safety is a big issue for us, and that makes TrussSpacers a 'must use' from now on. I've seen some pretty risky practices over the years so it makes you wonder why no-one has ever thought of something as clever and as simple as the TrussSpacer before. Combine the safety advantages with the fact that TrussSpacers actually speed up installation and it's a win/win situation for all concerned. They're easy to use and our builders think the TrussSpacers are absolutely fantastic. Any other way of installing trusses seems primitive by comparison."*

Shane Lawler, Building Supervisor,  
Metricon Homes



To find out more about MiTek TrussSpacer or any other MiTek product, call your local office:

**Victoria**

(03) 8795 8888

**New South Wales**

(02) 8525 8000

**Queensland**

(07) 3268 1666

**South Australia**

(08) 8234 1326

**Western Australia**

(08) 9411 2845

**New Zealand**

(09) 274 7109

**Malaysia**

(603) 3176 7473

or visit: [www.mitek.com.au](http://www.mitek.com.au)

Your local MiTek fabricator:



creating the **advantage**

HOME OF **GANG-NAIL** BUILDING SYSTEMS

**MITEK TRUSSPACER**



WITH  
MITEK'S  
TrussSpacer

YOU'RE  
AS SAFE  
AS HOUSES



creating the **advantage**

HOME OF **GANG-NAIL** BUILDING SYSTEMS

# TRUSSPACERS ARE THE SAFEST, QUICKEST WAY TO POSITION TRUSSES

These days Workplace Health & Safety is definitely top-of-mind on-site. And improved on-site safety is definitely a big advantage of the TrussSpacer. Truss installation, if not done correctly, can be unsafe and the legal implications severe.


So why take risks when you can use MiTek's Award Winning\*\* TrussSpacers? Forget the balancing act...you know, truss in one hand and a nail gun in the other. All while trying to position a piece of timber as a temporary tie or carrying loose bracing timber whilst installing trusses. MiTek's TrussSpacers will accurately and effortlessly position and temporarily hold trusses in place during construction.

The TrussSpacer is a pressed metal plate with a nail at one end and a hook which includes a multi-toothed (Gang-Nail) connector at the other.

Nail TrussSpacer flush to top chord




The TrussSpacer swings into position during truss installation



Not only does the TrussSpacer position trusses accurately, but it has been designed to meet the requirements of AS4440-2004, the code for 'Installation of Nail Plated Timber Trusses' as a temporary truss chord tie'. This ease of operation means the TrussSpacer can actually speed up roof construction and improve on-site safety for truss installers.

So how does it work? Simply! TrussSpacers can be nailed into place on-site (or fitted to the top or bottom chord of each truss during prefabrication if specified). They sit flush with the truss cord while being lifted into position...and are then rotated through 90 degrees to be effortlessly fixed to the adjoining, previously braced truss. The TrussSpacer is so easy to install it makes light work of even the most challenging roof scenarios. MiTek's TrussSpacer definitely gives builders and contractors a helping hand during truss installation.


Multi-toothed (Gang-Nail) end



## ADVANTAGES

- Improves on-site safety
- Accurately & effortlessly positions trusses
- Speeds up installation

The TrussSpacer comes in two standard lengths: 600mm & 900mm. Both the 900mm and 600mm TrussSpacers are suitable for use with standard 35mm trusses.



Fixed to truss on-site before installation