

**ARROW**<sup>TM</sup>  
BY **LOCKWOOD**

# Hydraulic Door Closer Series

- 5 year factory replacement warranty
- Durability tested to 300,000 cycles



Exclusively distributed by



*Best Service. Best Value. Best Advice.*



## LSA214 Series Power Adjustable Hydraulic Door Closer

The Arrow™ by Lockwood LSA214 Series door closer will cater for a wide range of applications and door sizes. Simply adjust the required power strength to suit the door environment conditions. Ideally suited to exterior doors and doors in high traffic areas. Slim neat design will complement most applications.

### Adjustable Power Sizes:

Power is adjustable for sizes 2 to 4.

### Adjustable Back Check:

Standard in this series.

### Materials:

Extruded anodized aluminium body. Heat treated steel rack and pinion. Forged steel arms passivated against corrosion.

### Mechanism:

Rack and pinion design.

### Overload Protection:

A built-in pressure relief valve protects the closer against rough use.

### Hold-open:

Order hold-open arm separate.

### Handing:

Non-handed. Suitable for left or right hand doors.

### Adjustment:

Two control valves (latching and closing).

### Drop Plate:

Available in this series.

### Finish:

Silver Baked Enamel – SIL

### Part number

3202210 Standard Arm

3202212 Hold Open Arm Assembly

3202214 Parallel Arm Bracket  
"L" Type Only

### Retrofit to:

Dorma TS73V

Ryobi 2100BCV



## LSA624 Series Hydraulic Door Closer

The Arrow™ by Lockwood LSA624 Series is ideally suited for light to medium interior or exterior doors for residential and commercial applications.

### Selectable Power Sizes:

The settings are altered by selecting positions of closer on the door. One closer provides 3 different power sizes 2, 3, 4 - save inventory cost.

### Construction:

- Constructed cast aluminium body and steel arm passivated against rust and high quality steel internal components.
- Heat treated steel rack and pinion emersed in high grade oil operate a nest of coils to give a smooth precise action and minimum wear.
- Piston and spindle have been heat treated for high strength.
- Oil-tempered alloy steel spring.

### Hold-open:

Order hold open arm separate.

### Handing:

Non-handed.

### Adjustment:

Closing speed adjustable 180° – 15°.

Adjustable latching action 15° – 0°.

### Finish:

Silver Baked Enamel – SIL

### Part number

3202220 Standard Arm Door Closer  
Size 2, 3 and 4

3202222 Hold Open Arm Assembly

3202224 Parallel Arm Bracket  
"Z" Type Only

3202225 Parallel Arm Door Closer  
with Z bracket

### Retrofit to:

Ryobi 8800 Series





# Concealed Overhead Transom Door Closer

The Arrow™ by Lockwood Concealed Overhead Transom Door Closers provide a solution for applications where door control must be provided without disturbing the appearance of the door. The closer fits into the transom above the door and stays virtually invisible when the door is closed or open. Fully concealed door closers are designed to provide positive centering and door control on manually operated single or double action internal and external doors in schools, hospitals, clubs, factories, offices and commercial buildings.

## Features

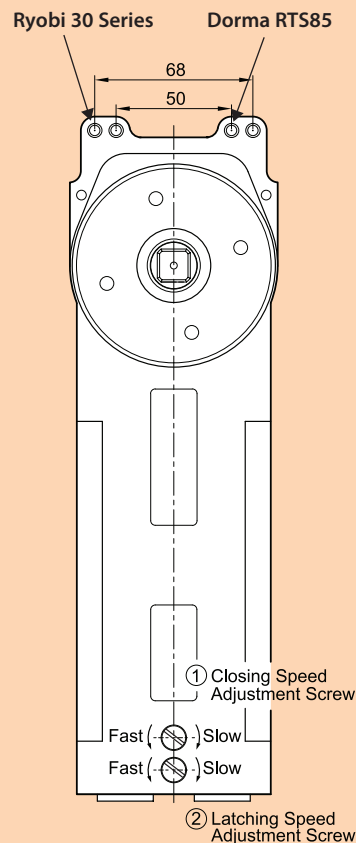
- Suitable for metal, timber and glass doors.
- Minimum door thickness 38mm.
- Suitable for both single and double action doors.
- Adjustable closing and latching speeds.  
(Closing from 130° to 15°, latching from 15° to 0°.)
- Maximum door opening angle of 130°.
- Mechanical hold-open at 90° & 105°.
- Fully adjustable, vertically within opening & central parking positions.
- 70mm pivot point.



## Specifications

- High grade cast iron body.
- Internal mechanism components utilising heat treated high alloy steels and ball bearings for optimum efficiency.
- Stable hydraulic oil for a wide range of climatic conditions enabling constant operation.
- Built in pressure release valve protects closer from rough use.
- Compact body size fits into 44.5mm x 100mm header section.

## Part number

- 3202330 Size 3 105° Hold Open
  - 3202331 Size 3 90° Hold Open
  - 3202334 Size 3 Non Hold Open
  - 3202340 Adjustable Floor Pivot  
(Aluminium/Timber Doors)
  - 3202341 Top Arm Kit
- Retrofit to:  
Ryobi 30 Series  
Dorma RTS85



	Arrow™ by Lockwood Surface Mounted Doorcloser Range * = equivalent footprint			Arrow™ by Lockwood Overhead Transom Range * = equivalent footprint		
						
Lincoln Sentry part number	3202210	3202220	3202225	3202330	3202331	3202334
Functions/features	Size 2-4 power adjustable standard arm	Standard Arm door closer Size 2, 3 & 4	Parallel Arm door closer with Z bracket	Size 3 105° hold open	Size 3 90° hold open	Size 3 non hold open
Ryobi equivalent	D-2100BCV*	8800 series*	8800 series*	30 series*	30 series*	30 series*
Dorma equivalent	TS73V*	NA	NA	RTS85*	RTS85*	RTS85*
Door weight	40-80kg	40-80kg	60kg	115kg	115kg	115kg
Maximum door width (interior)	1100mm	1050mm	850mm	1050mm	1050mm	1050mm
Closing torque (Max)	13-18 Nm	13-26 Nm	13Nm	21 Nm	21 Nm	21 Nm
Power selection	2-4 adjustable	2,3,4 adjustable template	Size 3	Size 3 fixed	Size 3 fixed	Size 3 fixed
Parallel bracket standard	✓	X	✓	NA	NA	NA
Back check	✓	X	X	X	X	X
Adjustable control valves	✓	✓	✓	✓	✓	✓
Non handed	✓	✓	✓	✓	✓	✓

**For your nearest branch:**

Ph: 1300 55 19 19  
Fax: 1300 739 656

**Australian Capital Territory**

Canberra (02) 6297 3844

**New South Wales**

Sydney (02) 8784 4422

Coffs Harbour (02) 6651 2488

Newcastle (02) 4953 6666

**Northern Territory**

Darwin (08) 8947 4789

**Queensland**

Brisbane (07) 3244 3222

Bundaberg (07) 4151 1171

Cairns (07) 4035 5353

Gold Coast (07) 5596 3855

Mackay (07) 4952 3737

Rockhampton (07) 4928 0000

Sunshine Coast (07) 5493 8188

Toowoomba (07) 4634 3733

Townsville (07) 4779 0717

**South Australia**

Lonsdale (08) 8381 0888

Royal Park (08) 8447 8755

**Victoria**

Melbourne (03) 9760 5422

Wodonga (02) 6024 3344

Bendigo (03) 5444 4594

Geelong (03) 5224 1168

Gippsland (03) 5133 6111

**Western Australia**

Malaga (08) 9347 3888

Bunbury (08) 9725 6930

**Tasmania**

Launceston (03) 6326 5981

Hobart (03) 6272 1090

**New Zealand**

Auckland +64 9 476 4445

Exclusively distributed by



Best Service. Best Value. Best Advice.

www.lincolnsentry.com.au

