

**DORMA Group
Australasia**

Leading the world
in door systems technology



Door Controls



Automatics



Glass Fittings and Accessories



Movable Walls



Service

HEAD OFFICE

VICTORIA

DORMA Automatics Pty Ltd
46 Abbott Road
Hallam, Victoria
AUSTRALIA 3803
Tel. +61 (3) 9796 4111
Fax. +61 (3) 9796 3767

NEW SOUTH WALES

DORMA Automatics Pty Ltd
Unit 10 Block R, 391 Park Road
Regents Park, New South Wales
AUSTRALIA 2143
Tel. +61 (2) 9738 8222
Fax. +61 (2) 9738 8022

QUEENSLAND

DORMA Automatics Pty Ltd
44 Harries Road
Coorparoo, Queensland
AUSTRALIA 4151
Tel. +61 (7) 3394 6800
Fax. +61 (7) 3394 2953

WESTERN AUSTRALIA

DORMA Automatics Pty Ltd
36 Crompton Road
Rockingham, Western Australia
AUSTRALIA 6168
Tel. +61 (8) 9527 2981
Fax. +61 (8) 9592 6242

SOUTH AUSTRALIA

DORMA Automatics Pty Ltd
2A Meredith Street
Newton, South Australia
AUSTRALIA 5074
T: +61 (8) 8337 3077
F: +61 (8) 8336 9431

NEW ZEALAND

DORMA NZ Limited
Building P, 61-69 Patiki Road
Avondale, Auckland
NEW ZEALAND 1026
Tel. +64 (9) 830 2052
Fax. +64 (9) 820 4909

AGENT / DISTRIBUTOR

NORTHERN TERRITORY

Architectural Hardware
78 Winnellie Road
Winnellie, Northern Territory
AUSTRALIA 0821
T: +61 (8) 8984 4566
F: +61 (8) 8984 3339

INTERNATIONAL OFFICES

SAUDI ARABIA

DORMA Arabia Automatic Doors Ltd
T: +9663 847 4300
F: +9663 847 2368

UNITED ARAB EMIRATES

DORMA Gulf Door Controls
T: +971 4 802 0400
F: +971 4 886 9100

DORMA Middle East LLC

T: +971 4 282 4424
F: +971 4 282 5313

SINGAPORE

DORMA Far East Pte Ltd
T: +65 6268 7633
F: +65 6490 4212

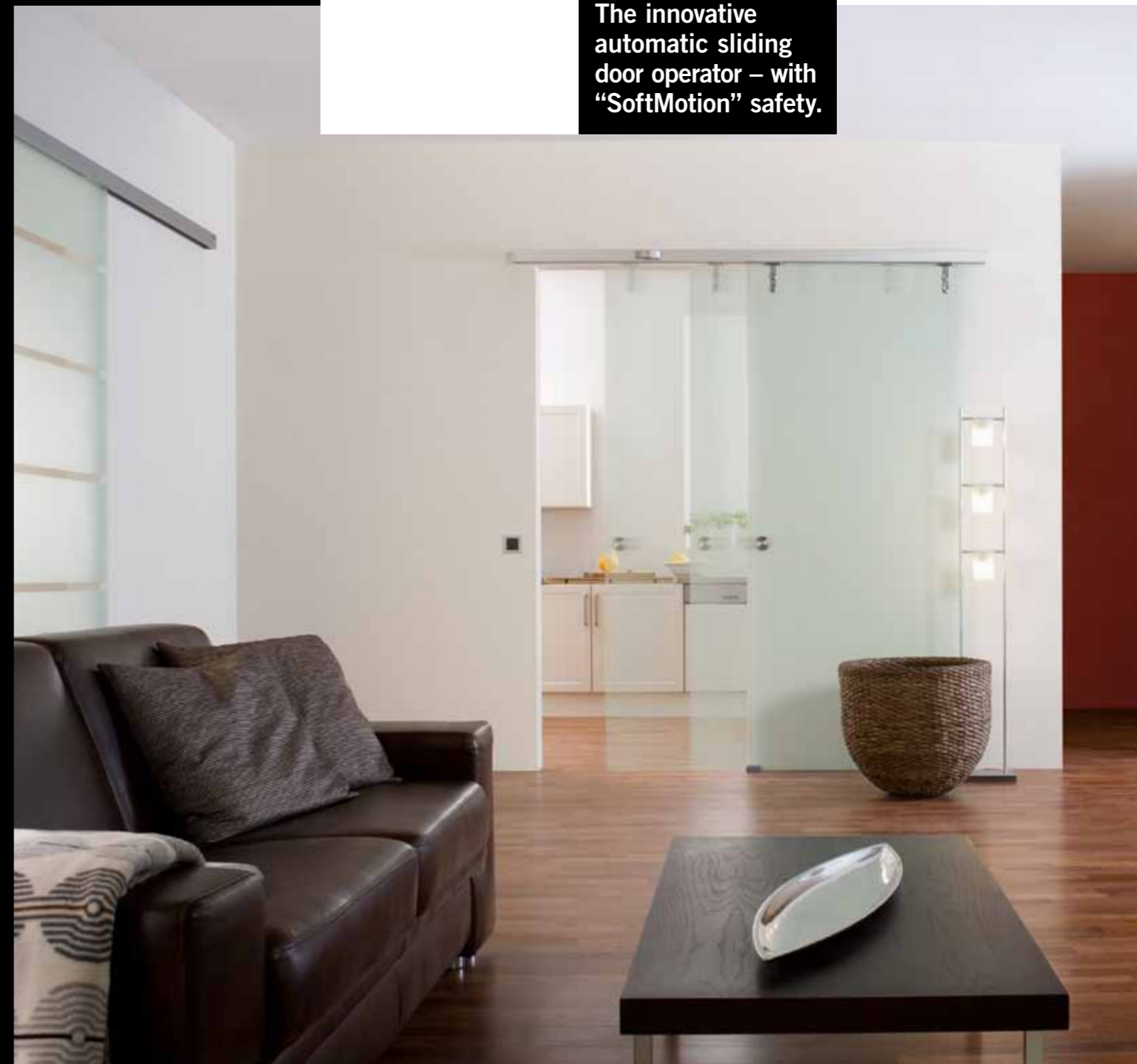
HONG KONG

DORMA Door Controls Ltd
T: +852 2 503 4632
F: +852 2 887 5370

infoautomatics@dorma.com
www.dorma.com.au

CS 80 MAGNEO

The innovative
automatic sliding
door operator – with
“SoftMotion” safety.





Beautiful interior sliding doors.

With "SoftMotion" safety.

Private Home



Law Firms and Offices



Hotels



Catering Sector



Clinical Practices and Therapy




Intelligent technology to realise individual interior designs: the CS 80 MAGNEO automatic sliding door operator.



The door will stop and reverse already on light contact.

Behind DORMA's luxury Contur design lies advanced magnetic technology for sliding doors and serves as the basis for the Low Energy Mode. Thanks to this mode, sliding doors can now for the first time dispense with the use of safety sensors as the door operates within sensible energy ranges. The result: an extremely elegant visual appearance in combination with "SoftMotion" safety when operated in Low Energy

Mode. The door will stop and reverse on light contact. You can combine this system with glass or wooden doors and it is an eye-catching feature for private homes as well as for professional environments such as clinical practices, offices, hotels and the catering sector.



Automatic,
silent,
safe.

An eye-catching
feature for
every home.



To express your individual interior style: automatic sliding doors by DORMA. The picture shows the "Telio 3" glass door out of the MAME product range.

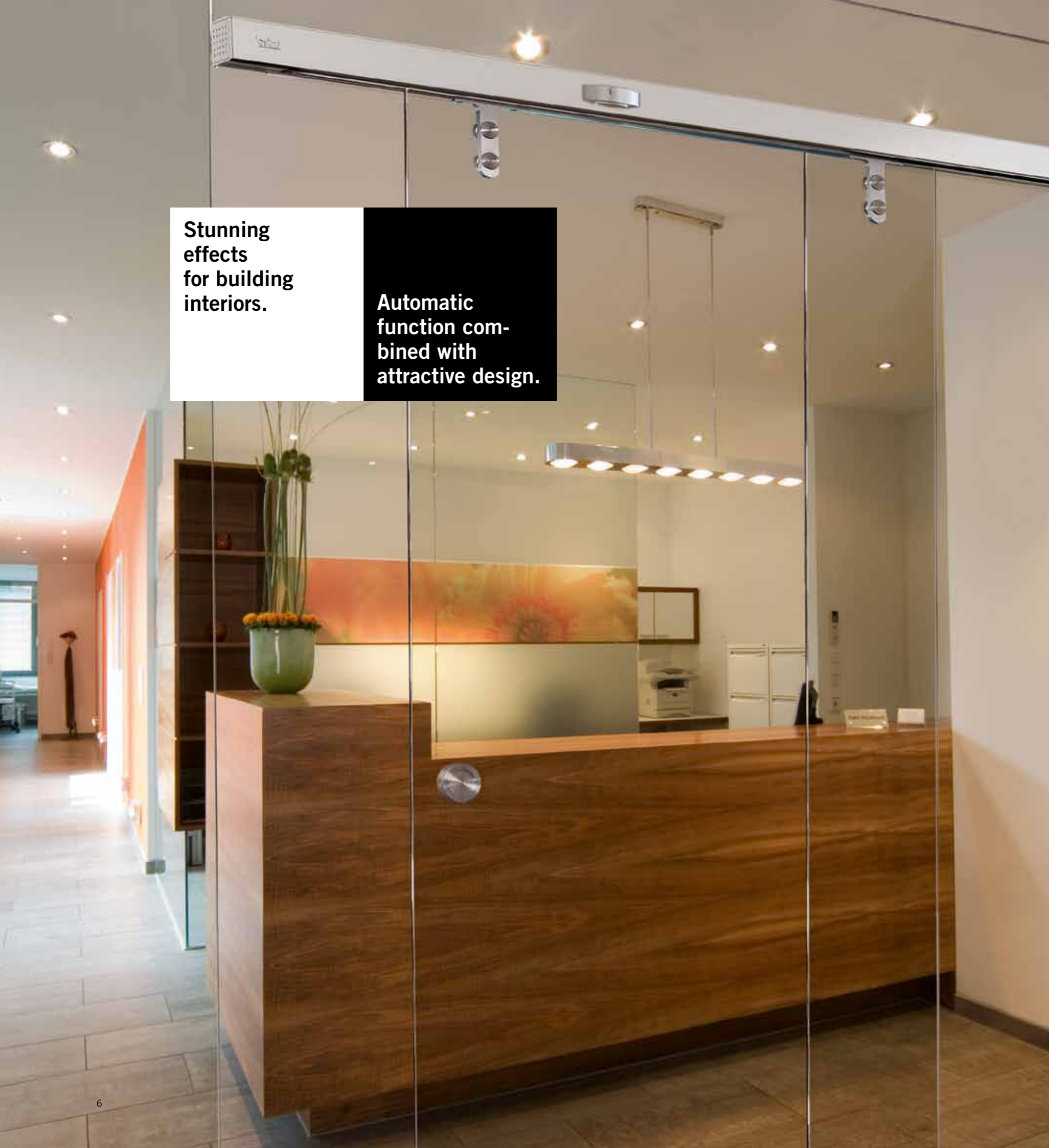


CS 80 MAGNEO: A special decor for the private home sector.

This innovative sliding door system in combination with its automatic operator provides living spaces with a special flair exhibiting modern and elegant interior design. Thanks to its unobtrusive and timeless design, the CS 80 MAGNEO suits all designs and can be combined with glass or timber doors. Apart from its appealing visual appearance, the system's various functions offer a high level of comfort. When equipped with a radar motion detector, the door opens and closes in an automatic and almost silent manner.

The CS 80 MAGNEO offers new opportunities such as:

- installation between kitchen and living room
- installation between living room and entrance area
- installation between bedroom and bathroom



Stunning effects for building interiors.

Automatic function combined with attractive design.

CS 80 MAGNEO.
Also suitable for application in law firms and offices.

as they enter the office. The CS 80 MAGNEO makes the door the calling card of your company.

Thanks to its weightless and highly aesthetical design, the CS 80 MAGNEO provides all commercial buildings with a distinctive appearance. Every door operates effortlessly in an impressively smooth and silent manner. This automatic sliding door operator creates a professional atmosphere and offers high comfort so that customers and visitors will feel welcome as soon

Appealing design and convincing technology, for example for

- Law firms
- Notary's offices
- Tax consultancies
- Auditing firms

Appealing design in the small business sector:
The CS 80 MAGNEO, here in combination with a MAME clear glass door.



Aesthetical and transparent design: The CS 80 MAGNEO as unobtrusive component of a full-glass system.

Aesthetic design that sets a course.


For all those looking for something special.

CS 80 MAGNEO.
A highlight for exclusive hotels.

Access has never been more inviting than with the CS 80 MAGNEO door system. Thanks to its lean and aesthetical design as well as its unobtrusive appearance, the CS 80 MAGNEO is a special eye-catching feature. Your guests will be fascinated when a sliding door opens silently. However, there is much more to this automatic door system than just its fancy design. The CS 80 MAGNEO provides 5-star comfort, convenience and space.

If you install the system for the first time or if it is upgraded at a later date, the installation is simple and convenient. Safety is always an important issue: When operated in Low Energy Mode, the system detects people or obstacles as soon as the door panel makes the softest contact which will induce the operator to stop and reverse. Thus the CS 80 MAGNEO offers comfort in every respect.

A fascinating innovation: The CS 80 MAGNEO enriches every interior design. Here in combination with MANET single-point fixings.



An elegant application: With the CS 80 MAGNEO you can create comfortable storage space or a walk-in wardrobe.



Design that inspires: A bathroom with Glamü fittings for bathrooms and the CS 80 MAGNEO.

Open for new
creations.

An idea that
will inspire
every guest.



CS 80 MAGNEO. The ideal application for the catering sector.


One of the essential secrets of successful restaurants is to surprise their guests on every visit. This is achieved not only with exclusive culinary delights, but also with a cultivated ambience that invites the guests to come back again and again. The

CS 80 MAGNEO will noticeably improve your guests' comfort – for example when installed in the passage between the reception area and the restaurant. However, the CS 80 MAGNEO is also a suitable application with regard to hygienic aspects

as you can pass through this system without having to touch it (contactless access) – whether the passage area is between kitchen and restaurant or in sanitary areas.



Here you can see a sand blasted glass sliding door out of the MAME product range in combination with a CS 80 MAGNEO operator installed in the doorway to a sanitary area.



Individual room design.

Create professional environments.

DORMA CS 80 MAGNEO.
Convenience and hygiene for clinical practices.

During everyday business, the CS 80 MAGNEO considerably contributes to the fluency of movement within partitioned interiors. An automatic door system is especially suitable for locations where hygiene is of importance and draughts

need reducing to a minimum. The CS 80 MAGNEO can operate in-wall and on-wall sliding doors. This almost silent and nearly weightless sliding door is a stylish product that stands for modern design.

Convincing technology, especially for

- Clinical and dental practices
- Physical therapy practices
- Massage therapy practices



Controlled access thanks to its automatic function: CS 80 MAGNEO in the passage area between reception desk and surgery.

Especially suitable for medical environments: CS 80 MAGNEO, here in combination with a timber door.



reddot design award
winner 2005

CS 80 MAGNEO

System technology with various options.

For what kind of doors is CS 80 MAGNEO intended? What dimensions are available? How can the door be activated? And does it also work under cut-out conditions if required? The following points and pictures will answer these and lots of further questions in a short and clear way.

- Innovative automatic sliding door operator based on magnetic technology
- Thanks to the sensitive driving behaviour of the door panel, no additional safety sensors are required when the system is operated in Low Energy Mode
- DORMA Contur Design
- Suitable for application on glass, timber and metal doors with a total weight of up to 80 kg
- Low Energy Mode. Full Energy Mode possible. Additional safety sensors can be connected as an option.
- Universal applicability, in the interior of buildings and private homes
- Suitable for in-wall- and on-wall mounting
- Dimensions: Elevation height: 62 and 75 mm respectively, depth: 60 mm
- Opening widths from 665 mm up to 1,125 mm with 3 operator lengths
- Easy installation and commissioning

CS 80 MAGNEO with
MANET single-point fixings.



Activation via:

Push button

The CS 80 MAGNEO is activated via a push button in an easy and comfortable way and closes the door automatically after the user has passed through the system.



Radar motion detector

The CS 80 MAGNEO can also be activated via a radar motion detector – so that the door opens and closes automatically.



Radio remote control

The CS 80 MAGNEO can also be activated by remote control as an option.



AutoSwitch

A transponder, carried by the people accessing the door, activates the door automatically without having to perform any action. With the aid of a code, only a restricted user group can access the door system.



Push&Go

The door will open automatically as soon it is slightly pushed in the open direction by hand and will close automatically on expiry of the hold open time, which can be adjusted to the prevailing requirements.



Manual access of door system

Although the CS 80 MAGNEO is an automatic operator, the door can easily be opened and closed by hand – even in the event of a power failure.



“SoftMotion” safety

Thanks to its sensitive driving behaviour, the door does not require additional safety sensors when operated in Low Energy Mode (in accordance with the German DIN 18650, American ANSI and British BSI standard).



Permanent Open

The CS 80 MAGNEO holds the door in the open position for a desired period of time. The on/off switch for this function is located on the CS 80 MAGNEO operator.



Plug&Go

CS 80 MAGNEO as complete unit – just install it and switch it on. The system is operated with 230 V standard power supply. Reliable, with a minimum of maintenance effort – and easy to upgrade.

